














YEAR	CC	CID	LITER	CYL	ENGINE	MODEL	BORE	GRV	RING TYPE	HAST SET	CYL SET	SIZE
												
JEEP												
1968-71	5735	350	5.7 L	8			3.800	5/64 5/64 3/16	032 BF PC GI 126 RVT PC GI 860 FV CR 732 FV CR 362 BF 3CR GI 126 RVT PC GI 860 FV CR 732 FV CR 327 BF PM GI 126 RVT PC GI 860 FV CR 732 FV CR	696 696010 696020 696030 696040 696060 2C696 2C696010 2C696020 2C696030 2C696040 2C696060 2M696 2M696020 2M696030 2M696040 2M696060	8	STD 0.25 0.50 0.75 1.00 1.50 STD 0.25 0.50 0.75 1.00 1.50 STD 0.50 0.75 1.00 1.50
1971-91	5899	360	5.9 L	8			4.080	5/64 5/64 3/16	032 BF PC GI 126 RVT PC GI 860 FV CR 732 FV CR 362 BF 3CR GI 126 RVT PC GI 860 FV CR 732 FV CR 327 BF PM GI 126 RVT PC GI 860 FV CR 732 FV CR	693 693020 693030 693040 693060 2C693 2M693 2M693020 2M693030 2M693040 2M693060	8	STD 0.50 0.75 1.00 1.50 STD STD 0.50 0.75 1.00 1.50
1998	5899	360	5.9 L	8			101.60 4.000	1.50 1.50 4.00	032 BF PC GI 126 RVT PC GI 635 FV CR 732 FV CR 327 BF PM GI 126 RVT PC GI 635 FV CR 732 FV CR	4346 4346020 4346030 4346040 4346060 2M4346 2M4346010 2M4346020 2M4346030 2M4346040 2M4346060	8	STD 0.50 0.75 1.00 1.50 STD 0.25 0.50 0.75 1.00 1.50
2005-10	6063	370	6.1 L	8			103.00 4.055	1.50 1.50 3.00	397 BF PM S 126 RVT PC GI 054 FV CR 732 FV CR	2M4907 2M4907010 2M4907020 2M4907030 2M4907040 2M4907060	8	STD 0.25 0.50 0.75 1.00 1.50

YEAR	CC	CID	LITER	CYL	ENGINE	MODEL	BORE	GRV	RING TYPE	HAST SET Set #	CYL SET	SIZE
JEEP												
1974-77	6571	401	6.6 L	8			4.165	5/64 5/64 3/16	032 BF PC GI 126 RVT PC GI 860 FV CR 732 FV CR 362 BF 3CR GI 126 RVT PC GI 860 FV CR 732 FV CR 327 BF PM GI 126 RVT PC GI 860 FV CR 732 FV CR	672 672030 672040 2C672 2M672 2M672030	8 8 8	STD 0.75 1.00 STD STD 0.75

